



SOLEM

CONNECTED GARDEN

ARROSAGE | LIGHTING

SOLEM.FR

APP & PLATFORM

DISCOVER THE APP THAT MANAGES YOUR GARDEN



FREE MYSOLEM.COM PLATFORM &
MYSOLEM APP!

The MySOLEM app can be downloaded from the App Store or Google Play. The app is optimized for use with the Bluetooth® Smart V4 version available on most tablets and smartphones.



 PROFESSIONAL ACCOUNT

Our expert platform, designed for professionals

CANOPY / PRO ACCOUNT are professional features of the MySOLEM.com platform. Find functionalities such as group orders, site management, mapping by site, user management, etc.



M y S O L E M



PROTECT YOUR MODULES FROM THEFT

ANTI-THEFT

SOLEM'S NEW EXCLUSIVE* ANTI-THEFT FEATURE

Limit the risks of theft !

- Deactivation of stolen products
- Available for all Bluetooth®, LoRa™ and Wi-Fi SOLEM products
- In one click on the MySOLEM app and platform



* on the irrigation market

 SOLEM

FOR ME GARDEN

1 . GATEWAYS

p.07 **LR-MB-10/30** LoRa™ / Wi-Fi gateway for irrigation, pool & lighting controllers

2 . CONTROLLERS

p.09 **BL-NR** Bluetooth® irrigation & misting tap timer controller

p.10 **WooBee** Large screen, battery powered Bluetooth® irrigation controller

p.11 **BL-IP** Battery powered Bluetooth® irrigation controller

p.12 **BL-IS** AC powered Bluetooth® irrigation controller

p.15 **SMART-IS** AC powered, Bluetooth® & Wi-Fi irrigation controller

p.18 **LR-IP** Battery powered, Bluetooth® & LoRa™ irrigation controller

p.18 **LR-IP-FL** Battery powered, Bluetooth® & LoRa™ irrigation controller & water consumption management

p.19 **LR-IS-FL** AC powered, Bluetooth® & LoRa™ irrigation controller & water consumption management

3 . DATA ACQUISITION

p.20 **Sensors** Connected sensors

p.21 **LR-MS** Battery powered Bluetooth® & LoRa™ connected sensors module

p.21 **LR-FL** Battery powered Bluetooth® & LoRa™ water meter module

4 . CONNECTED GARDEN

p.23 **LR-OL** The AC powered, Bluetooth® & LoRa™ lighting (and automation) controller

p.25 **POOL SENSE** The Bluetooth® & LoRa™ connected pool analyzer



CONNECTED GARDEN

1 CONNECTED GATEWAY



LoRa

LoRa

LoRa

2 CONNECTED CONTROLLERS



3 CONNECTED SENSORS



4 POOL & LIGHTING



LR-MB-10/30

LoRa™/Wi-Fi gateway for irrigation, pool and lighting modules

The LR-MB is a LoRa™ / Wi-Fi gateway which connects to an Internet router and can manage 10 to 30 modules : LR-IP, LR-IP-FL, LR-IS-FL (irrigation), LR-FL (water meter), LR-MS (sensors), POOL SENSE (pool) and LR-OL (lighting). It transfers or receives programming, settings and manual controls between the MySOLEM platform and the modules. The LR-MB connects to your garden modules wherever they are located within an 800 m or (875 yds* radius), helping you manage your garden from home or remotely. In the event of an internet outage (e.g. change of router, construction, router-less home), your installations remain connected to the LR-MB via Bluetooth®. The LR-MB gateway (LoRa™ / Wi-Fi) exists in 2 versions connecting 10 modules or 30 modules.

Range

5x MORE*

Connection



Modules

10/30

Control



Power

12V



Long range access from home !

Do you have a big garden and struggle to maintain it ? With the LR-MB, program the sensors and modules for optimal maintenance of your garden, all from the comfort of home.

Extension cable !

The 5 m (5.46 yds) or 10 m (10.93 yds) extension cable enables you to put the antenna of the LR-MB on the roof of your home, to get perfect reception.



The LoRa™ gateway also exists in a 3G version : LR-BST-25



DIMENSIONS

Width : 3.14 in
Height : 3.23 in
Depth : ½ in

INSTALLATION

External transformer (230/12VDC)
Operating temperatures : 0°C to 50°C

OPERATION

Wi-Fi 802.11 b/g/n, WPA2-PSK, WPA, WEP
Bluetooth® Smart 4.0 Low Energy
Communication using LoRa™ radio

* Variable range depending on the configuration of the installation







MANAGE YOUR CLOSE-RANGE IRRIGATION VIA BLUETOOTH®

BL-NR

Bluetooth® irrigation & misting tap timer controller !

The BL-NR is a battery powered tap timer controller which uses Bluetooth®, and it is managed by the MySOLEM app from a smartphone. It is equipped with a solenoid valve connecting it directly to a dripline irrigation system or to a hose equipped with a circular or oscillating sprinkler. It can also be equipped with a simple misting kit (hose + nozzles) to cool a terrace or a relaxation area in the garden. It is the perfect solution for simple and smart irrigation in your garden and vegetable garden or for misting your terrace.

Compatibility		Connection	
Station	1	Control	
Power	9V 		

The simplest controller !

A few minutes is all it takes. Screw the controller onto your garden tap, add the other dripline or sprinkler part, insert the battery, pair it with Bluetooth®, and start programming. It is child's play!











- DIMENSIONS**
Width : 4.52 in
Height : 5.70 in
Depth : 2.36 in
- INSTALLATION**
Coupling with 3/4" BSP thread
Recommended pressure : 0.5 to 6 bars
Recommended flowrate : 2 L/h at 38 L/min
Operating temperatures : 0°C to 50°C
Keep it from freezing in the winter
- OPERATION**
9V 6AM6 or 6LR61 alkaline battery (not provided)
Bluetooth® Smart 4.0 Low Energy
Permanent programming backup
Backup of the internal clock
in case of power outage < 30 s



WooBee

Large screen, battery-powered & Bluetooth® irrigation controller !

The WooBee is a waterproof, battery powered Bluetooth® irrigation controller, with a large screen for easy reading and programming via easy-to-use buttons. You can manage it by using the downloadable MySOLEM app on the App Store (iOS) or the Play Store (Android). In the event of leakage, over-consumption or under-consumption of water, its water meter output helps you to address the issue.

Compatibility	9V solenoid valve 	Power	1x9V or 4xAAA 
Input	 or 	Connection	 Bluetooth®
Stations	1/2/4/6	Control	  

User friendly !

The WooBee can be programmed either via the display, or using Bluetooth® on the MySOLEM app.

Versatile !

Program your irrigation by selecting a single program for your stations or a different program for each station, via the free MySolem app.



DIMENSIONS
Width : 4.33 in
Height : 6.10 in
Depth : 2.55 in

INSTALLATION

On the yellow wire : connection rain gauge or water meter with pulse sensor (max.499Hz)
Connection master valve
Connection 9V pulse solenoid
Max. distance WooBee and solenoid : 32.80 yds
Operating temperatures : -20°C to 60°C

OPERATION

LCD display
100% waterproof (IP68)
9V 6AM6 or 6LR61 alkaline battery or 4 AAA LR03 batteries
Bluetooth® Smart 4.0 Low Energy
Permanent programming backup
Backup of the internal clock in case of power outage < 30 s

Control your water consumption !







By connecting a pulse water meter to the Sensor input and by entering all your thresholds (flows by station, daily volume) in the MySOLEM app, your irrigation is stopped by the WooBee as soon as leakage, over-consumption or under-consumption occurs.



BL-IP

Battery powered Bluetooth® irrigation controller!

The BL-IP is a waterproof, battery powered Bluetooth® irrigation controller which is managed using a smartphone via the MySOLEM app. It is perfect for installations without a power supply and that are exposed to water, such as valve boxes. User account synchronization on the MySOLEM platform and app means that it is possible to program on a laptop using MySolem.com. As soon as the programming is set, the data is synchronized on the MySOLEM app on your smartphone. Then simply place your cellphone near the controller to set the program up via Bluetooth®.

Compatibility	9V solenoid valve 	Connection	 Bluetooth®
Stations	1/2/4/6	Distance solenoid	30 m (32.80 yds)
Power	9V 	Control	  

The reference for simplicity and durability !

The BL-IP is fully waterproof and manufactured using extremely durable materials. It can withstand bad weather and the ravages of time. With a single battery, it can operate at full capacity for an entire season. Its low battery alerts keep you up to date on its operating condition, giving you peace of mind.



DIMENSIONS
Width : 5.5 in
Height : 3.5 in
Depth : 2.16 in

INSTALLATION

Connection rain gauge
Connection master valve
Connection 9V pulse solenoid
Max. distance BL-IP and solenoid: 32.80 yds
Operating temperatures : 0°C to 50°C

OPERATION

100% waterproof (rated IP68)
9V 6AM6 or 6LR61 alkaline battery
Bluetooth® Smart 4.0 Low Energy
Permanent programming backup
Backup of the internal clock in case of power outage < 30 s











BL-IS

AC powered Bluetooth® irrigation controller !

The BL-IS is an AC powered Bluetooth® irrigation controller, which is ideal for installations located in a technical room, a garage or any other outdoor installation. User account synchronization on the MySOLEM platform and app means that it is possible to program on a laptop using MySolem.com. As soon as the programming is set, the data is synchronized on the MySOLEM app. Then simply place your smartphone the app near the controller to set the program up via Bluetooth®.

Compatibility	24V solenoid valve 	Connection	 Bluetooth®
Stations	2/4/6/9	Control	  
Power	24V 		

Easy installation : economical controller !

The BL-IS is suitable for a new installation or as the perfect substitute for your old controller. Simply reconnect the solenoid valves directly to its connection terminal. Simple Bluetooth® pairing only takes a few seconds. Reliable and economical, your irrigation will be very quickly operational.



- DIMENSIONS**
Width : 4.33 in (2/4/6 stations)
or 6.29 in (9/12 stations)
Height : 5.70 in
Depth : 1.41 in
- INSTALLATION**
External transformer (220/24)
Electrical connection terminal
Connection 24 VAC valve solenoid
Connection master valve /
pump starting relay
Connection rain gauge
Operating temperatures : 0°C to 50°C
- OPERATION**
Power : 230 V-50 Hz / 24 V-50 Hz
Max. consumption: 0.75 A (18 VA)
Bluetooth® Smart 4.0 Low Energy
Permanent programming backup
Backup of the internal clock
in case of power outage < 5h



 MySOLEM

FREE
PLATFORM & APP

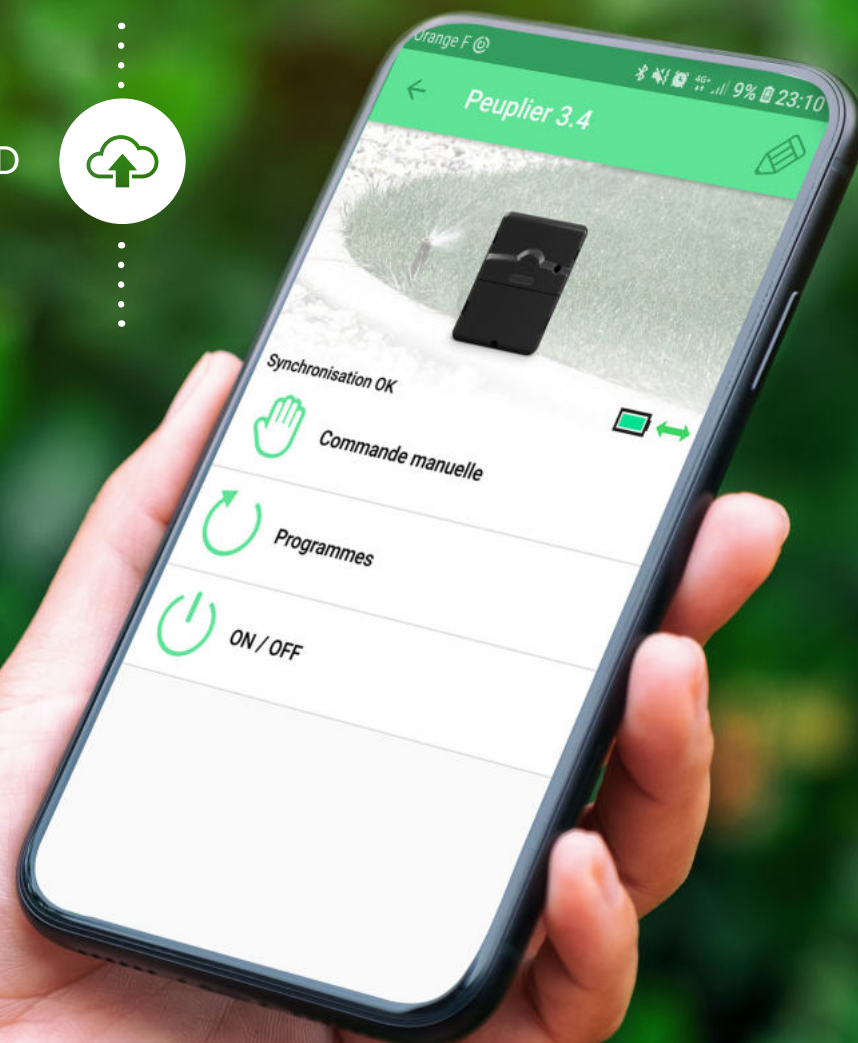


CONTROL YOUR IRRIGATION WITH WI-FI

ON/OFF



CLOUD



CONTROLLERS



SMART-IS

AC powered Wi-Fi irrigation controller!

The SMART-IS is a Wi-Fi and Bluetooth® irrigation controller which is AC powered and uses 24 VAC solenoid valves. Once the settings have been configured via the router, it carries out all the functionalities of an irrigation controller (starting time, duration of irrigation, day of irrigation and more). Connect it to the weather forecast and it adjusts its programming to the changes in weather. Once its sensor input is connected to the pulse sensor of a water meter, it tracks your water consumption and sends you alerts about the status of your installation.

Compatibility

24V solenoid valve



Connection



Stations

2/4/6/9/12

Control



Power

24V



Connected to the weather forecast !

Smart and responsible, it irrigates more in the event of drought and less when it rains.



Save water and detect leakage !

Using its sensor input, the SMART-IS indicates right on your smartphone, the volume of water consumed, identifies an abnormal flowrate and detects potential leakage.

Pair it with your Internet router in less than one minute !

Configure your SMART-IS in under a minute by pairing it via Bluetooth® then entering your network security key for your Wi-Fi router. It is quick and simple. Whether this is a new project or a replacement of your old controller, SMART-IS does it all.



DIMENSIONS

Width : 4.33 – 6.30 in
Height : 5.70 in
Depth : 1.41 – 1.65 in

INSTALLATION

External transformer 230V / 24VAC
Electrical connection terminal
Connection water meter with pulse output or rain gauge / master valve / pump starting relay
Connection 24V solenoid
Operating temperatures : 0°C to 50°C

OPERATION

Power: 230 V-50 Hz / 24 V-50 Hz
Max. consumption: 0.75 A (18VA)
Surge protection at 1kV
Bluetooth® Smart 4.0 Low Energy
Wi-Fi 802.11 b/g/n, WPA2-PSK, WPA, WEP
Permanent programming backup
Backup of the internal clock in case of power outage < 5 s

CONTROL YOUR IRRIGATION USING LORA™

LoRa™ low consumption, long-range connection

The LoRa™ radio technology is the communications solution used by SOLEM to connect its modules to your home via long-range signals. With its high performance and low consumption, this technology makes it easy to design long-range installations. Just deploy battery powered modules throughout the garden without worrying about power supply or distance from home (e.g. closed valve boxes more than 700m (765 yds) away from the LoRa™ Internet gateway). In addition, the low-level power transmitted is not hazardous to your health.

Here are the three types of LoRa™ long range products :



GATEWAY
LoRa™ Internet

LR-MB : uses local Wi-Fi to access the Internet

LR-BST : uses the 3G network/SIM card to access the Internet (a subscription is necessary)



CONTROLLERS
FOR IRRIGATION

LR-IP : 9V battery-powered controller

LR-IS-FL : 24V AC powered controller

LR-IP-FL : 9V battery-powered controller with a water meter

+ PRODUCTS



Water-saving MODULES
and SENSORS

LR-FL : water meter module

LR-MS : sensors module

+ PRODUCTS



MODULE
for the pool

CONTROLLER
for lighting

POOL SENSE : water
analyzing module

LR-OL : AC powered lighting
controller








800m*



LR-IP

Battery powered LoRa™ irrigation controller !

The LR-IP is a battery powered irrigation controller using long-range LoRa™ radio technology and Bluetooth® technology. Used with a LR-MB gateway or a LR-BST gateway, it is configured remotely via the MySOLEM platform and app. Bluetooth® makes connection quick and easy within 10 m (10.93 yds) of the controller. Start using Bluetooth® and then connect to the gateway. Since it is rated IP68, it can be placed in a valve box and submerged without any degradation. In addition, its innovative programming executes all programs, from the simplest to the most elaborate.

Compatibility	9V solenoid valve 	Range	800 m (875 yds)
Power	9V 	Connection	  Bluetooth®
Stations	1/2/4/6	Control	  



Save water !

Its intuitive and advanced programming, as well as a water budget that can be adjusted from 0 to 200%, and a connection to local weather forecasts based on the device's location, help you save water.



DIMENSIONS
Width : 5.51 in
Height : 3.54 in
Depth : 2.16 in

INSTALLATION
Connection rain gauge
Connection master valve
Connection 9V pulse solenoid
Max. distance LR-IP and solenoid : 32.80 yds
Operating temperatures : -20°C to 60°C

OPERATION
100% waterproof (rated P68) 9V 6AM6 or 6LR61 alkaline battery
Bluetooth® Smart 4.0 Low Energy
Communication using LoRa™ radio signal
Backup of the internal clock in case of power outage < 30 s

+ LR-IP-FL !

Add a water meter with its pulse output connected to the sensor input of the new LR-IP-FL module, and increase your water savings by receiving alerts in the event of over-consumption, under-consumption or leakage.



*Range up to 800 meters (or 875 yards). Variable range depending on the configuration of the installation










800m*



LR-IS-FL

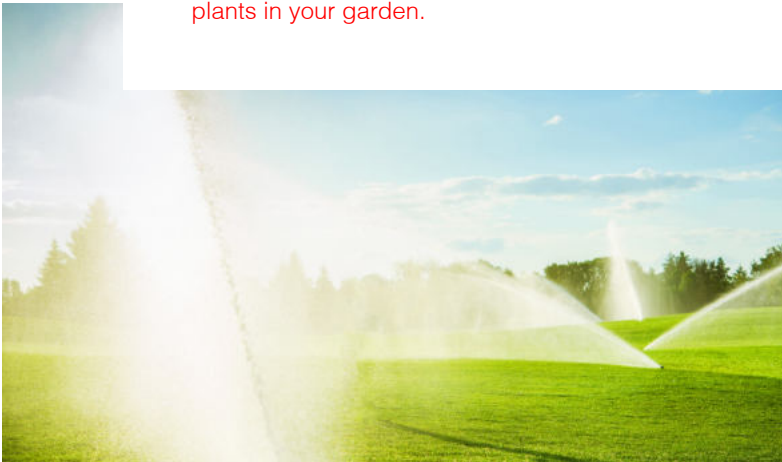
AC powered LoRa™ irrigation controller !

The LR-IS-FL is the long range LoRa™ & Bluetooth® irrigation controller that is AC powered. Used with a LR-MB gateway or a LR-BST gateway using LoRa™ technology, the LR-IS-FL can be remotely controlled using the MySOLEM app or platform. Connecting a water meter on the sensor input of a pulse sensor monitors over-consumption, under-consumption or leakage.

Compatibility	24V solenoid valve 	Power	24 VAC 
Input	 or 	Connection	  Bluetooth®
Stations	2/4/6/9/12	Control	  

Control your water consumption !

Do you have a big garden and struggle with maintaining it ? With the MySOLEM app, program your LR-IS-FL, manage your water consumption, add sensors (see LR-MS module) and optimize the time spent caring for the plants in your garden.



DIMENSIONS
Width : 4.33 – 6.30 in
Height : 5.70 in
Depth : 1.41 – 1.65 in

INSTALLATION
On sensor input :
connection rain gauge*
or water meter with pulse sensor (max.499Hz)
External transformer 230V/24VAC
Electrical connection terminal
Connection master valve
Connection 24V solenoid
Operating temperatures : 0°C to 50°C
Possible programming : start time, programs ...

OPERATION
Power : 230 V-50 Hz / 24 V-50 Hz
Max. consumption: 0..75 A (18VA)
Surge protection at 4kV
Bluetooth® Smart 4.0 Low Energy
Communication using LoRa™ radio signal
Permanent programming backup
Backup of the internal clock in case of AC power outage during 10h at least

*Range up to 800 meters (or 875 yards). Variable range depending on the configuration of the installation

Connected sensors

Save water WITH DATA SENSORS !

- + Anticipate the risk of frost or strong winds
- + Limit your water consumption according to rainfall
- + Optimize your irrigation with precision soil moisture



WATER METER

The LR-IP-FL, WooBee, SMART-IS and LR-IS-FL can be equipped with a water meter and pulse head on the sensor input, allowing you to increase your water savings by being warned in the event of over-consumption, under-consumption or leakage. With the LR-FL, you can also simply control your daily consumption and receive an alert when you exceed it.



SOND-TENSIO

The watermark tensiometer sensor exclusively reserved for the LR-MS and most often used in agriculture, assists you in your decision to use more or less water for irrigation. Requires adding the ADAPT-TENSIO adapter.



ADAPT-TENSIO

Watermark tensiometer adapter transforming the signal from the Watermark sensor into a signal compatible with the LR-MS.



PT100 TEMPERATURE SENSOR

PT100 type temperature sensor on a dedicated input of the LR-MS allows data feedback on MySOLEM.com and makes automated decisions to stop your irrigation installations or not.



SOIL MOISTURE SENSOR

The Végétronix VH400 moisture sensor, SMT 50 or DECAGON EC5 and EC10 sensor, connected to the LR-MS provides feedback about soil moisture to MySOLEM.com and gives a precise view of soil conditions, allowing you to react automatically or manually..

+ AVAILABLE AS A KIT (WITH A LR-MS) AND AS UNIT PURCHASE



LR-MS and MySOLEM platform

LR-MS retrieves sensor data (soil moisture, temperature etc...) and sends it to the MySOLEM platform.



LR-MS Battery powered LoRa™ connected sensors module !

The LR-MS is a data acquisition module that uses various sensors. Its dedicated PT100 type input reads external temperature, soil moisture and risks of severe weather in real-time. It is fully configurable with 3 non-dedicated inputs (e.g. to connect a water meter, a rain sensor and a soil moisture sensor). The data collected optimizes the management of your irrigation network and lowers its cost

+ EXISTS IN A 1-INPUT AND 4-INPUT VERSIONS



DIMENSIONS

Width : 5.5 in
Height : 3.54 in
Depth : 2.17 in

INSTALLATION

Max. distance between LR-MS and sensor : 32.80 yds
Compatible with pulse water meter (499Hz)
Operating temperatures : 0°C to 50°C

OPERATION

100% waterproof (rated IP68)
9V 6AM6 or 6LR61 alkaline battery
Bluetooth® Smart 4.0 Low Energy
Communication using LoRa™ radio
Backup of the internal clock in case of power outage < 30 s



DIMENSIONS

Width : 5.5 in
Height : 3.54 in
Depth : 2.17 in

INSTALLATION

Max. distance LR-FL and sensor : 32.80 yds
Compatible with pulse water meter (499Hz)
Operating temperatures : 0°C to 50°C

OPERATION

100% waterproof (rated IP68)
9V 6AM6 or 6LR61 alkaline battery
Bluetooth® Smart 4.0 Low Energy
Communication using LoRa™ radio signal
Backup of the internal clock in case of power outage < 30 s



LR-FL Battery powered LoRa™ water meter module !

The LR-FL connects to a water meter or a flow meter. It collects water volume data from a plot, garden or a group of areas receiving water. Once combined with a Wi-Fi gateway or 4G gateway, the MySOLEM.com platform analyzes this data to deduce the volume of water over a specific period and to warn the user of an excess volume of water consumed or in the event of non-irrigation.



LR-OL

LoRa™ AC powered lighting (and automation) controller !

The LR-OL is a multiple relay module communicating using LoRa™ radio signals and Bluetooth®. It has four 250 VAC 16A relays to create up to 4 lighting areas or to manage the pump and lighting of a fountain. Once the parameters are set for the LR-MB-10/30 Wi-Fi gateway, you manage your lighting and all your garden automation (e.g. fountain or pool pump) remotely using the MySOLEM platform and app. Bluetooth® allows you to access the LR-OL directly when you are nearby.

Compatibility



Connection



Line

4

Control




Power

24 VAC



Simulate your presence in your absence.



Save energy !

Create a smart program for your lighting in different areas to avoid permanent “unnecessary” lighting.



DIMENSIONS

Width : 4.33 in
Height : 5.70 in
Depth : 1.41 in

INSTALLATION

External transformer (230/24VAC)
Electrical connection terminal block
Operating temperatures : 0°C to 50°C

OPERATION

Power: 230 V-50 Hz / 24 V-50 Hz
4 control lines : 250 VAC / 16A type NO
Shared max. load : 4000 W (16A)
1 line max. load: 3500 W (16A)
Bluetooth® Smart 4.0 Low Energy
Communication using LoRa™ radio signal
Weekly programming
Programming by operating time slots (up to 8 daily)
Hour backup in case of AC power outage under 10h






MANAGE
YOUR POOL WITH SOLEM

DISCOVER
THE CONNECTED GARDEN



Connected pool analyzer !

POOL SENSE is a floating connected analyzer that monitors water quality (pH, chlorine, temperature) for your pool. It advises you and sends alerts when necessary, allowing you to enjoy your pool care-free!

Water temperature pH		Alerts and recommendations	
pH measurement		Connection	
Chlorine level (Redox)	REDOX	Remote access	

Enjoy your pool,
POOL SENSE monitors
your water quality !



No more testing strips!
Put your POOL SENSE in the water and let it
do the work : analysis, recommendations, notifications...



LR-MB-10/30

Connect your POOL SENSE to a LR-MB-10 or 30
and manage your pool online with MyINDYGO.com
















DIMENSIONS
Diameter : 4.33 in
Height : 7.48 in
Weight : 1.76 lbs

INSTALLATION
Supply : 4 AAA LR3 batteries
Autonomy : up to 2 seasons*
pH calibration solution provided
Operating temperatures : 0°C to 50°C

OPERATION
Communication using LoRa™ radio
in a private network, range up to 800 m* (875 yds)
Bluetooth® Smart 4.0 Low Energy,
range : 10.93 yds
Permanent backup of programming

* Variable range depending on the configuration of the installation

OUR PRODUCT RANGE



	Application						Communication			Power				Inputs/Outputs/ Number of stations
Internet gateway	Irrigation	Water meter	Sensors	Lighting	Pool	Bluetooth®	Wi-Fi	LoRa™	ANTI-THEFT	9V battery	4xAAA batteries	230V AC		
Local, battery-powered or AC powered														
BL-NR		•					•			•	•			1 station
WooBee		•	•				•			•	•	•		1-2-4-6 stations
BL-IP		•					•			•	•			1-2-4-6 stations
BL-IS		•					•			•			•	2-4-6-9 stations
Remote access using Wi-Fi, AC powered														
SMART-IS		•	•				•	•		•			•	2-4-6-9-12 stations
Connected garden, remote access, long range, battery-powered or AC powered														
LR-MB-10/30	•						•	•	•	•			•	10 ou 30 modules
LR-IP		•					•		•	•	•			1-2-4-6 stations
LR-IS-FL		•	•				•		•	•			•	2-4-6-9-12 stations
LR-IP-FL		•	•				•		•	•	•			1-2-4-6 stations
LR-FL			•				•		•	•	•			1 input
LR-MS			•	•			•		•	•	•			1 temperature input + 3 sensor or meter inputs
LR-OL					•		•		•	•			•	4 inputs / outputs
POOL SENSE						•	•		•			•		-

Lexicon :

BL : Bluetooth®

LR : LoRa™

IP : Battery

IS : AC power

OL : Lighting

FL : Flow meter

MB : Mini tag

MS : Sensors module

NR : Tap connector

(1) Variable range based on the configuration of the installation



ARE YOU INTERESTED?

To know more about our different product ranges,
don't hesitate to contact us.
Our teams are standing by and they will be happy to assist you.

irrigation@solem.fr | + 33 (0)4 67 59 24 25

SOLEM is also an expert
in connected solutions for :



MUNICIPALITY



AGRICULTURE

SOLEM.FR